


PPI assays

Custom-make your own like a true chef!

Sandwiches aren't just for eating.

1

Choose your target interaction



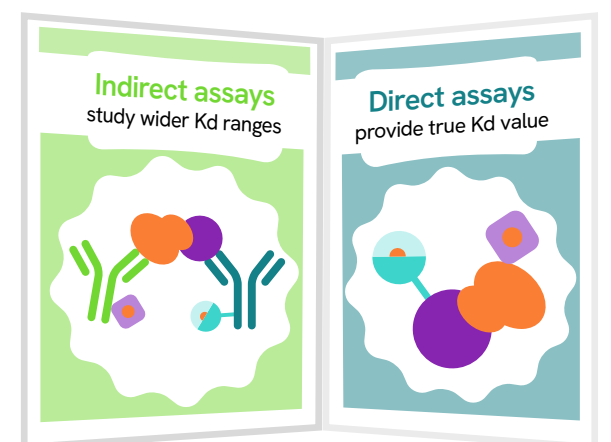
Receptor/ligands, RNA, DNA, lipids, enzymes, etc. Any interacting proteins are within your reach: it's all about what you want!

2



Select assay format

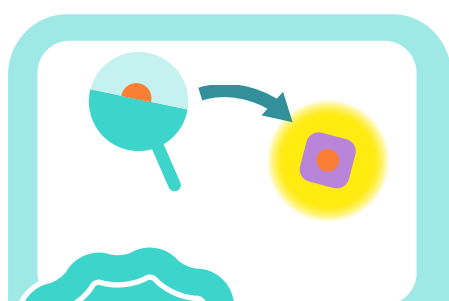
Antibodies are valuable options, matching your goals.



3

Choose your detection reagents

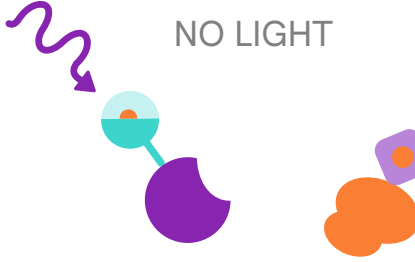
46 options ensure that you find the perfect match for your interaction.



Assay Principle

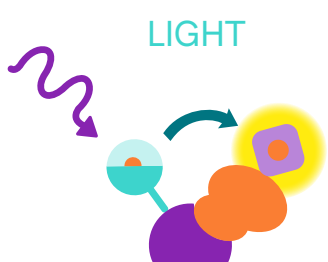
No interaction

NO LIGHT



Interaction

LIGHT



Based on FRET technique : Light emission is caused by the proximity of 2 fluorophores.

4

Feel like fancy experimental conditions?

Go for it! HTRF® reagents are resistant to: DMSO / pH / Divalent cations / Ionic strength


Several ready-to-use buffers are available to help craft the best possible assay.



Assay Optimization

A single optimization step to adjust reagents to each other.

And off to the plate reader you go!



Your dream assay on a plate



- Aimed at your target of interest
- Supporting your experimental specifications
- Custom-made for you, by you

Are you ready to see more about protein-protein interaction?

Visit www.revity.com/category/protein-protein-interaction-research-reagents

revity

Revity, Inc.
940 Winter Street
Waltham, MA 02451 USA
www.revity.com

For a complete listing of our global offices, visit www.revity.com
Copyright ©2023, Revity, Inc. All rights reserved.

1202562